

440W **LB**
Series



Higher power generation better LCOE



n-type with very low LID



Better Temperature Coefficient



Better low irradiance response



25-year product warranty



30-year linear power output warranty

**n-type Bifacial Double Glass
High Efficiency Mono Module
JAM54D40 LB/1500V**

430-455

Comprehensive Certificates

- IEC 61215, IEC 61730
- ISO 9001: 2015 Quality management systems
- ISO 14001: 2015 Environmental management systems
- ISO 45001: 2018 Occupational health and safety management systems

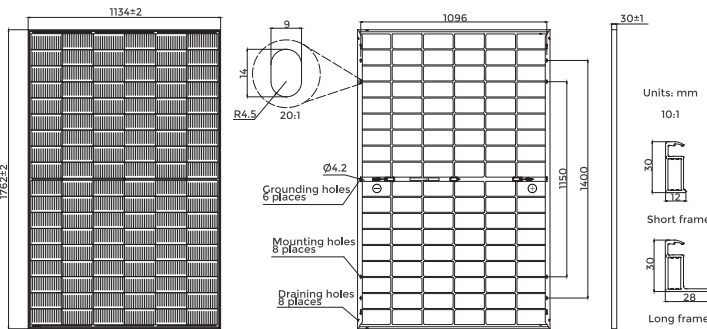




440W

430-455
JAM54D40

LB Series



Remark: customized frame color and cable length available upon request

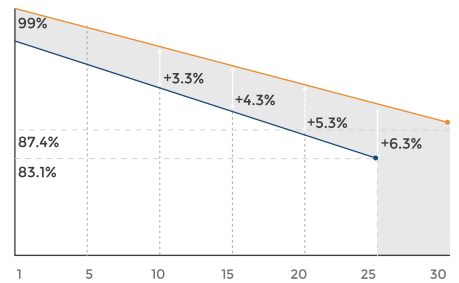
| | |
|------------------------------------|---|
| Cell | Mono-16BB |
| Weight | 22kg |
| Dimensions | 1762±2mm×1134±2mm×30±1mm |
| Cable Cross Section Size | 4mm ² (IEC), 12 AWG(UL) |
| No. of cells | 108(6×18) |
| Junction Box | IP68, 3 diodes |
| Connector | MC4-EVO2A/ QC 4.10-351 |
| Cable Length (Including Connector) | Portrait: 300mm(+)/400mm(-); 800mm(+)/800mm(-)(Leapfrog) Landscape: 1200mm(+)/1200mm(-) |
| Front Glass/Back Glass | 1.6mm/1.6mm |
| Packaging Configuration | 36pcs/Pallet, 936pcs/40HQ Container |

ELECTRICAL PARAMETERS AT STC

| TYPE | JAM54D40 -430/LB/1500V | JAM54D40 -435/LB/1500V | JAM54D40 -440/LB/1500V | JAM54D40 -445/LB/1500V | JAM54D40 -450/LB/1500V | JAM54D40 -455/LB/1500V |
|--|--|---------------------------|---------------------------|---------------------------|---------------------------|---------------------------|
| Rated Maximum Power(Pmax) [W] | 430 | 435 | 440 | 445 | 450 | 455 |
| Open Circuit Voltage(Voc) [V] | 38.50 | 38.70 | 38.90 | 39.10 | 39.30 | 39.50 |
| Maximum Power Voltage(Vmp) [V] | 32.12 | 32.29 | 32.47 | 32.65 | 32.82 | 33.00 |
| Short Circuit Current(Isc) [A] | 14.14 | 14.23 | 14.31 | 14.40 | 14.48 | 14.56 |
| Maximum Power Current(Imp) [A] | 13.39 | 13.47 | 13.55 | 13.63 | 13.71 | 13.79 |
| Module Efficiency [%] | 21.5 | 21.8 | 22.0 | 22.3 | 22.5 | 22.8 |
| Power Tolerance | 0~+5W | | | | | |
| Temperature Coefficient of Isc(α _{Isc}) | +0.046%/ C | | | | | |
| Temperature Coefficient of Voc(β _{Voc}) | -0.260%/ C | | | | | |
| Temperature Coefficient of Pmax(γ _{Pmp}) | -0.300%/ C | | | | | |
| STC | Irradiance 1000W/m ² , cell temperature 25 °C, AM1.5G | | | | | |

Superior Warranty

1% 1st-year Degradation
0.4% Annual Degradation Over 30 years



- n-type Bifacial Double Glass Module Linear Performance Warranty
- Standard Module Linear Performance Warranty

*Subject to the terms and conditions contained in the Limited Warranty Statement. Also this 25-year limited product warranty is available only for products installed and operating on rooftops in certain regions.

ELECTRICAL CHARACTERISTICS WITH 10% SOLAR IRRADIATION RATIO

| TYPE | JAM54D40 -430/LB/1500V | JAM54D40 -435/LB/1500V | JAM54D40 -440/LB/1500V | JAM54D40 -445/LB/1500V | JAM54D40 -450/LB/1500V | JAM54D40 -455/LB/1500V |
|--------------------------------|---------------------------|---------------------------|---------------------------|---------------------------|---------------------------|---------------------------|
| Rated Max Power(Pmax) [W] | 464 | 470 | 475 | 481 | 486 | 491 |
| Open Circuit Voltage(Voc) [V] | 38.50 | 38.70 | 38.90 | 39.10 | 39.30 | 39.50 |
| Max Power Voltage(Vmp) [V] | 32.11 | 32.29 | 32.47 | 32.65 | 32.82 | 32.99 |
| Short Circuit Current(Isc) [A] | 15.27 | 15.36 | 15.46 | 15.55 | 15.64 | 15.73 |
| Max Power Current(Imp) [A] | 14.46 | 14.55 | 14.63 | 14.72 | 14.81 | 14.89 |
| Irradiation Ratio (rear/front) | 10% | | | | | |

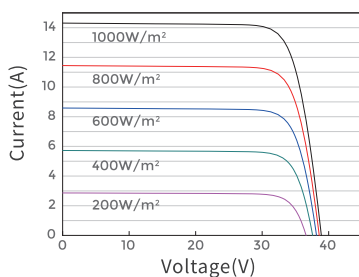
*Bifaciality=Pmax,rear/Rated Pmax,front

OPERATING CONDITIONS

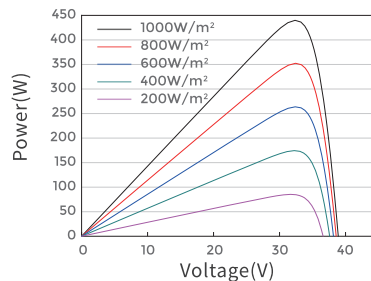
| | |
|----------------------------|---------------------------------|
| Maximum System Voltage | 1500V DC |
| Operating Temperature | -40 °C ~+85 °C |
| Maximum Series Fuse Rating | 30A |
| Maximum Static Load,Front | 5400Pa(112 lb/ft ²) |
| Maximum Static Load,Back | 2400Pa(50 lb/ft ²) |
| NOCT | 45±2 °C |
| Bifaciality* | 80%±10% |
| Fire Performance | UL Type 3B |

CHARACTERISTICS

Current-Voltage Curve JAM54D40-440/LB/1500V



Power-Voltage Curve JAM54D40-440/LB/1500V



Current-Voltage Curve JAM54D40-440/LB/1500V

