


HY-WH108N8B

# 415-435W

108 Pieces | HALF-CELL | N-Type

**RUNERGY**  
MADE IN CHINA/THAILAND



**22.3%**  
Max. Efficiency  
**N-Type**  
Single Glass



### High Conversion Efficiency

Module efficiency up to 22.3% based on N-Type wafer and advanced N-Type cell technology



### Excellent Energy Yield

More power output in field operation due to better thermal behaviors, weak-light performance and bifaciality



### Outstanding Anti-degradation

Unsusceptible to LID and less annual degradation due to special characteristics of N-Type



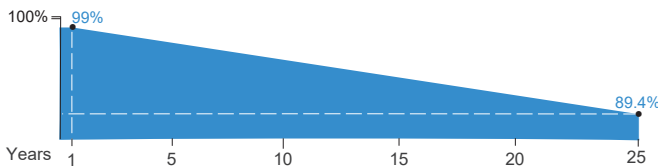
### Quality Guarantee

High module quality ensures long-term reliability



IEC61215 / IEC61730 / UL61730  
IEC61701 / IEC62716 / IEC60068  
ISO9001 / ISO14001/ ISO45001

Evidence for IEC61701/62716/60068 is available on request.



Runergy N-Type Single Glass Product Performance Warranty

warranty for materials and workmanship



warranty for extra linear power output



Jiangsu Runergy New Energy Technology Co., Ltd.  
58 Xiangjiang Road, Economic Development Zone,  
Yancheng City, Jiangsu Province, 224000, China

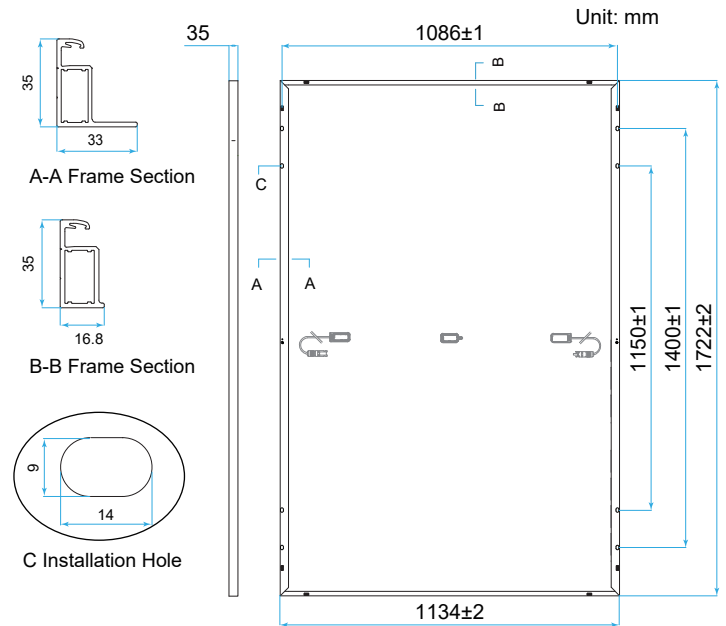
sales-inform@runergy.cn  
www.runergy-solar.com

## Mechanical Parameters

Solar Cell	Mono N-Type 182 mm
No. of Cells	108 (6 × 18)
Dimensions	1722 × 1134 × 35mm
Weight	20.7kg
Junction Box	IP68 rated (3 bypass diodes)
Output Cable	4mm <sup>2</sup> (IEC), 12 AWG(UL) (-/+ )1200mm or customized
Connector	RY01, QC4.10, GT4, PV-KST4-EVO 2/xy_UR, PV-KBT4-EVO 2/xy_UR
Front Cover	3.2mm AR Tempered glass
Container	31 pcs/Pallet, 806 pcs/40' HC

## Operating Parameters

Max. System Voltage	DC 1500V (IEC/UL)
Operating Temperature	-40°C ~ +85°C
Max. Fuse Rating	25A
Frontside Max. Loading	5400Pa
Backside Max. Loading	2400Pa
Fire Resistance	IEC Class C



## Electrical Characteristics - STC

Irradiance 1000 W/m<sup>2</sup>, ambient temperature 25 °C, AM1.5, Test uncertainty for Pmax: ±3%

Maximum Power at STC (Pmax/W)	435	430	425	420	415
Power Tolerance (W)			0 ~ +5		
Optimum Operating Voltage (Vmp/V)	32.06	31.88	31.70	31.51	31.32
Optimum Operating Current (Imp/A)	13.57	13.49	13.41	13.33	13.25
Open Circuit Voltage (Voc/V)	38.68	38.49	38.30	38.11	37.92
Short Circuit Current (Isc/A)	14.31	14.23	14.15	14.07	13.99
Module Efficiency	22.3%	22.0%	21.8%	21.5%	21.3%

## Electrical Characteristics - NMOT

Irradiance 800 W/m<sup>2</sup>, ambient temperature 20 °C, AM1.5, wind speed 1 m/s.

Maximum Power at NMOT (Pmax/W)	332.0	328.2	324.4	320.5	316.7
Optimum Operating Voltage (Vmp/V)	30.69	30.52	30.35	30.17	29.98
Optimum Operating Current (Imp/A)	10.82	10.75	10.69	10.63	10.56
Open Circuit Voltage (Voc/V)	37.03	36.85	36.67	36.48	36.30
Short Circuit Current (Isc/A)	11.51	11.45	11.38	11.32	11.25

## Temperature Characteristics

Nominal Module Operating Temperature	42 ± 2 °C
Nominal Cell Operating Temperature	45 ± 2 °C
Temperature Coefficient of Pmax	-0.31%/°C
Temperature Coefficient of Voc	-0.26%/°C
Temperature Coefficient of Isc	0.05%/°C

## Warranty

Product Workmanship Warranty	15 Years
Linear Power Output Warranty	25 Years
First Year Degradation	1%
Annual Power Degradation	0.4%

Current-Voltage & Power-Voltage Curve (430W)

